

Counts	Time Trends	Rates
Active Outbreaks	Past Outbreaks	Testing

You are viewing the [Counts](#) page. Use the buttons above to navigate to other pages.

Huron Perth Public Health COVID-19 Summary updated on 25 November, 2021 with data from 10am same day.

Total Confirmed Cases	Active Cases	Recovered Cases	Deaths
2,516	43	2,404	69

Active LTC Home Outbreaks	Active RH Outbreaks	Active Hospital Outbreaks	Active School Outbreaks	Active Licensed Child Care Outbreaks	Active Other Outbreaks
0	0	0	1	1	3

All new cases are assumed to be variants of concern.

For information variants of concern (VOCs) and who is counted as a confirmed case on the Huron Perth Public Health website, click the "Info on VOCs and who is counted" button to the right.

[Info on VOCs and who is counted](#)

By Municipality in Huron-Perth

Huron County	ACW	53
	Bluewater	73
	Central Huron	113
	Goderich	47
	Howick	56
	Huron East	181
	Morris Turnberry	84
	North Huron	89
	South Huron	184
	Perth County	North Perth
Perth East		305
Perth South		73
West Perth		100
St Marys	St Marys	65
Stratford	Stratford	555

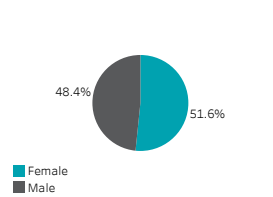
Change in # of confirmed cases from previous reporting day

Huron County	ACW	0
	Bluewater	1
	Central Huron	0
	Goderich	1
	Howick	1
	Huron East	0
	Morris Turnberry	0
	North Huron	0
	South Huron	0
	Perth County	North Perth
Perth East		1
Perth South		0
West Perth		0
St Marys	St Marys	0
Stratford	Stratford	0
Grand Total		16

By Age

0-19	431
20-29	411
30-39	389
40-49	285
50-59	335
60-69	261
70-79	164
80+	240

By Gender



Hospitalization status

Currently hospitalized	3
Ever hospitalized	116

Healthcare Worker Outcomes

Active	1
Recovered	266
Total Confirmed	267

Per cent of confirmed cases by how virus likely acquired

Travel	1.3%
Close contact	19.3%
Outbreak related	22.8%
Unknown	25.1%
Household contact	31.5%

By year and month of when confirmed case became sick

2020	March	19	
	April	30	
	May	5	
	June	4	
	July	18	
	August	45	
	September	12	
	October	23	
	November	241	
	December	403	
	2021	January	451
		February	104
March		80	
April		163	
May		233	
June		70	
July		43	
August		108	
September		169	
October		147	
November		148	

Number of active confirmed cases by municipality

Huron County	Bluewater	5
	Central Huron	2
	Goderich	3
	Howick	2
	North Huron	1
	South Huron	6
	Perth County	North Perth
Perth East		3
West Perth		1
St Marys	St Marys	1
Stratford	Stratford	3
Grand Total		43

Status of high risk contacts investigated by HPPH since 13 Aug 2020

Number of active contacts	306
Total number of contacts	9,125

Note: Only municipalities with active cases are included. Table is empty if no active cases in Huron-Perth

Fully vaccinated contacts that are also asymptomatic (have no symptoms) are generally not required to isolate at this time.

Counts	Time Trends	Rates
Active Outbreaks	Past Outbreaks	Testing

You are viewing the **Time Trends** page. Use the buttons above to navigate to other pages.

Huron Perth Public Health COVID-19 Summary updated on 25 November, 2021 with data from 10am same day.

Total Confirmed Cases	Active Cases	Recovered Cases	Deaths
2,516	43	2,404	69

Active LTC Home Outbreaks	Active RH Outbreaks	Active Hospital Outbreaks	Active School Outbreaks	Active Licensed Child Care Outbreaks	Active Other Outbreaks
0	0	0	1	1	3

All new cases are assumed to be variants of concern.

For information variants of concern (VOCs) and who is counted as a confirmed case on the Huron Perth Public Health website, click the "Info on VOCs and who is counted" button to the right.

[Info on VOCs and who is counted](#)

Use the filter to the right to choose what information is shown in the graph.

Use the sliding bar filter below to change the dates you are looking at.

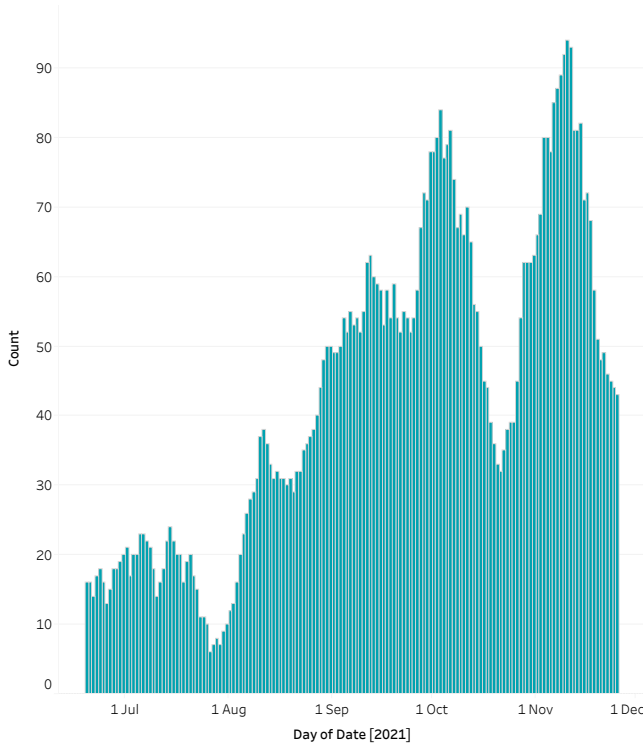
Information you want to see in the graph

- Active - Sick
- Cumulative Confirmed
- Cumulative Deaths
- Cumulative Recovered
- In Hospital
- Number of contacts in isolation

Date range you want to see

19 June, 2021 to 25 November, 2021

Time trend for Active - Sick cases



NOTE: Contacts isolated prior to the transition to the new provincial case and contact mgmt system are not included in the count for "Number of contacts in isolation"

What do the dates mean?

- 1) For **Active-Sick** cases, the start date is the date that the person experienced their first symptom. If a person was asymptomatic, the start date is the date they were swabbed for COVID-19. The end date is the date that Huron Perth Public Health declared the person recovered.
- 2) For **Cumulative Confirmed** cases, the start date is the date that the person experienced their first symptom. If a person was asymptomatic, the start date is the date they were swabbed for COVID-19.
- 3) For **Cumulative Deaths**, the start date is the date the individual died.
- 4) For **Cumulative Recovered**, the start date is the date that Huron Perth Public Health declared the person recovered.
- 5) For **In Hospital**, the start date is the date the person was admitted to hospital. The end date is the date the person was discharged from hospital.
- 6) For **Number of contacts in isolation**, the start date is the date Huron Perth Public Health ordered the person to isolate. The end date is when HPPH released the person from isolation.

Why am I seeing changes in the graph going back a week or more?

- 1) There may be several days between the start of a person's first symptom and Huron Perth Public Health receiving his or her positive COVID-19 test results
- 2) Responsibility for a confirmed case may be transferred to or from Huron Perth Public Health
- 3) On-going data cleaning work may result in dates changing on current and older confirmed cases

Counts	Time Trends	Rates
Active Outbreaks	Past Outbreaks	Testing

You are viewing the [Rates](#) page. Use the buttons above to navigate to other pages.

Huron Perth Public Health COVID-19 Summary updated on 25 November, 2021 with data from 10am same day.

Total Confirmed Cases	Active Cases	Recovered Cases	Deaths
2,516	43	2,404	69

Active LTC Home Outbreaks	Active RH Outbreaks	Active Hospital Outbreaks	Active School Outbreaks	Active Licensed Child Care Outbreaks	Active Other Outbreaks
0	0	0	1	1	3

All new cases are assumed to be variants of concern.

For information variants of concern (VOCs) and who is counted as a confirmed case on the Huron Perth Public Health website, click the "Info on VOCs and who is counted" button to the right.

[Info on VOCs and who is counted](#)

The rate per 10,000 tells you the number of confirmed cases for every 10,000 people. The 2020 Statistics Canada Annual Population Estimates are used to calculate rates.

On September 2, 2021, the population data used to calculate the rates on this page was changed from the 2016 Census to Statistics Canada's 2020 Annual Population Estimates. The 2020 data estimates there are about 10,000 more people living in Huron-Perth than there was in 2016. This means that the rates for all municipalities and age groups as of September 2, 2021 reflect lower numbers, compared to rates previously shown. Please note that the number of confirmed COVID-19 cases (the numerator) did not decrease for any municipality or age group. The total number of people in each group (the denominator) just got bigger.

Rates of Confirmed Cases per 10,000 People by Lower-Tier Municipality

Huron County	ACW	94.8
	Bluewater	95.8
	Central Huron	141.4
	Goderich	57.6
	Howick	127.5
	Huron East	186.2
	Morris Turnberry	230.5
	North Huron	170.8
Perth County	South Huron	172.5
	North Perth	350.3
	Perth East	234.5
	Perth South	191.4
St Marys	West Perth	106.3
	St Marys	83.3
Stratford	Stratford	163.9
Huron-Perth	HPPH	172.1

Rates of Confirmed Cases per 10,000 People by Age Group

0-19	127.9
20-29	238.8
30-39	237.2
40-49	178.0
50-59	168.0
60-69	125.3
70-79	116.6
80+	297.0

Counts	Time Trends	Rates
Active Outbreaks	Past Outbreaks	Testing

You are viewing the [Active Outbreaks](#) page. Use the buttons above to navigate to other pages.

Huron Perth Public Health COVID-19 Summary updated on 25 November, 2021 with data from 10am same day.

Total Confirmed Cases	Active Cases	Recovered Cases	Deaths		
2,516	43	2,404	69		
Active LTC Home Outbreaks	Active RH Outbreaks	Active Hospital Outbreaks	Active School Outbreaks	Active Licensed Child Care Outbreaks	Active Other Outbreaks
0	0	0	1	1	3

All new cases are assumed to be variants of concern.

For information variants of concern (VOCs) and who is counted as a confirmed case on the Huron Perth Public Health website, click the "Info on VOCs and who is counted" button to the right.

[Info on VOCs and who is counted](#)

To view confirmed case counts for schools and child care centres in Ontario and locally, visit the following web pages (click on the logo):



In the table below, you will see the cumulative total number of COVID-19 cases for each long-term care home, retirement home, hospital, school, and licenced child care centre. We are not reporting which c..

Huron-Perth outbreaks that are active (have not yet been declared over)

Type of facility	Facility name	Date started	Date ended	Role	
Child Care Centre	North Perth Spinrite Child and Family Centre, North Perth	22 Nov 2021	Active	Staff	0
				Students	2
				Total	2
School	Elma Township Public School, North Perth	23 Nov 2021	Active	Staff	0
				Students	3
				Total	3

Note: HPPH does not publicly report probable cases therefore a school outbreak may have zero lab-confirmed cases.

Individuals who are linked to a Huron-Perth outbreak but do not live in Huron-Perth are included in this table but no where else on the HPPH website.

Number of Active Community, Congregate Living Setting and Workplace Outbreaks in Huron-Perth

Community	0
Congregate Living Setting	0
Workplace	3
Grand Total	3

When Huron Perth Public Health declares an outbreak in a community/private event or gathering, congregate living setting or workplace, we only disclose the name if contact tracing cannot be completed and we determine there may be a risk to the public.

For information on what Community, Congregate Living Settings, and Workplace outbreaks are, please click on the [Other Outbreak Info](#) button to the right.

[Other Outbreak Info](#)

Counts	Time Trends	Rates
Active Outbreaks	Past Outbreaks	Testing

You are viewing the **Past Outbreaks** page. Use the buttons above to navigate to other pages.

Huron Perth Public Health COVID-19 Summary updated on 25 November, 2021, with data from 15Jan same day.

Total Confirmed Cases	Active Cases	Recovered Cases	Deaths
2,516	43	2,404	69

Active LTC Home Outbreaks	Active RH Outbreaks	Active Hospital Outbreaks	Active School Outbreaks	Active Licensed Child Care Outbreaks	Active Other Outbreaks
0	0	0	1	1	3

All new cases are assumed to be variants of concern.

For information on COVID-19 variants and who is counted as a confirmed case on the Huron Perth Public Health website, click the "Info on variants and who is counted?" button to the right.

[Info on variants and who is counted](#)

Number of Past (Declared Over) Community, Congregate Living Setting and Workplace Outbreaks in Huron-Perth

Community	7
Congregate Living Setting	7
Workplace	28
Grand Total	42

For information on what Community, Congregate Living Setting, and Workplace outbreaks are, please click on the **Other Outbreak Info** button to the right.

[Other outbreak info](#)

In the table below, you will see the cumulative total number of COVID-19 cases for each long-term care home, retirement home, hospital, school, and licensed child care centre. We are not reporting which cases have recovered or died.

Huron-Perth outbreaks that have been declared over

Type of facility	Facility name	Date started	Date ended	Role	
Long Term Care Home	Blue Water Rest Home, Bluewater	27 Apr 2020	13 May 2020	Residents	1
				Staff	0
			Total	1	
		17 Sep 2021	4 Oct 2021	Residents	1
			Staff	2	
			Total	3	
	Braemar Nursing Home, North Huron	25 Apr 2020	19 May 2020	Residents	0
				Staff	2
				Total	2
		26 Dec 2020	12 Jan 2021	Residents	0
		Staff	2		
		Total	2		
Caresant Care Nursing Home, North Perth	10 Jan 2021	9 Feb 2021	Residents	43	
			Staff	26	
			Total	69	
	25 Dec 2020	1 Jan 2021	Residents	0	
		Staff	1		
		Total	1		
Ester Villa, South Huron	18 Dec 2020	24 Jan 2021	Residents	35	
			Staff	19	
			Total	46	
	21 Apr 2020	20 May 2020	Residents	0	
		Staff	1		
		Total	1		
Ferdwich Village, Howick	30 Apr 2021	11 May 2021	Residents	0	
			Staff	2	
			Total	2	
	30 Jan 2021	11 Feb 2021	Residents	0	
		Staff	1		
		Total	1		
	8 Jan 2021	23 Jan 2021	Residents	0	
		Staff	2		
		Total	2		
Greenwood Court, Stratford	7 Jan 2021	19 Jan 2021	Residents	0	
			Staff	1	
			Total	1	
	30 Mar 2020	11 May 2020	Residents	4	
		Staff	10		
		Total	16		
Hillside Manor, Perth East	3 Feb 2021	19 Feb 2021	Residents	1	
			Staff	2	
			Total	3	
	16 Oct 2020	19 Oct 2020	Residents	0	
		Staff	1		
		Total	1		
	22 Dec 2020	5 Jan 2021	Residents	0	
		Staff	1		
		Total	1		
	30 Mar 2020	14 Apr 2020	Residents	0	
		Staff	0		
		Total	0		
Huronview, Huron East	28 Apr 2020	11 May 2020	Residents	0	
			Staff	1	
			Total	1	
	4 Jan 2021	19 Jan 2021	Residents	0	
			Staff	2	
			Total	2	
	7 Nov 2020	17 Nov 2020	Residents	0	
			Staff	1	
			Total	1	
	17 Dec 2020	31 Dec 2020	Residents	0	
		Staff	2		
		Total	2		
26 Nov 2020	3 Dec 2020	Residents	0		
		Staff	1		
		Total	1		
29 Jul 2020	1 Aug 2020	Residents	0		
		Staff	1		
		Total	1		
6 Jun 2021	21 Jun 2021	Residents	3		
		Staff	3		
		Total	6		
20 Aug 2021	20 Sep 2021	Residents	7		
		Staff	4		
		Total	11		
Maitland Manor, Goderich	18 May 2020	1 June 2020	Residents	0	
			Staff	1	
			Total	1	
	7 Nov 2020	10 Nov 2020	Residents	0	
			Staff	1	
			Total	1	
	27 Mar 2021	4 Apr 2021	Residents	1	
			Staff	2	
			Total	3	
	3 Jan 2021	14 Jan 2021	Residents	0	
		Staff	1		
		Total	1		
5 Dec 2020	10 Dec 2020	Residents	0		
		Staff	1		
		Total	1		
17 Jan 2021	28 Feb 2021	Residents	44		
		Staff	25		
		Total	69		
Souris Lodge, Stratford	10 Jan 2021	22 Jan 2021	Residents	0	
			Staff	1	
			Total	1	
	27 Nov 2020	4 Dec 2020	Residents	0	
		Staff	1		
		Total	1		
Willowood Care Centre, St Marys	8 Jan 2021	22 Jan 2021	Residents	0	
			Staff	1	
			Total	1	
	7 Jan 2021	20 Feb 2021	Residents	30	
		Staff	12		
		Total	42		
Cedarcroft Place, Stratford	27 Oct 2020	31 Dec 2020	Residents	36	
			Staff	24	
			Total	74	
	16 Jan 2021	24 Jan 2021	Residents	3	
		Staff	4		
		Total	5		
Goderich Place, Goderich	18 May 2021	1 Jun 2021	Residents	1	
			Staff	1	
			Total	2	
	1 Jan 2021	18 Jan 2021	Residents	2	
		Staff	2		
		Total	4		
2 Dec 2020	5 Dec 2020	Residents	0		
		Staff	1		
		Total	1		
31 Dec 2020	3 Jan 2021	Residents	0		
		Staff	1		
		Total	1		
31 Jan 2021	6 Mar 2021	Residents	12		
		Staff	1		
		Total	13		
Hospital	15 Dec 2020	31 Dec 2020	Other Patients	0	
			Staff	9	
			Total	14	
	31 Jan 2021	24 Feb 2021	Other Patients	0	
		Staff	8		
		Total	8		
3 Dec 2020	21 Dec 2020	Other Patients	0		
		Staff	7		
		Total	7		
15 Jan 2021	27 Jan 2021	Other Patients	0		
		Staff	4		
		Total	4		
Child Care Centre	Robson Early Childhood Learning C.	8 Feb 2021	18 Feb 2021	Staff	0
			Students	1	
		Total	1		
School	Huron Christian School, Clinton	8 Oct 2021	5 Nov 2021	Staff	0
			Students	7	
			Total	7	
	21 Sep 2021	5 Oct 2021	Staff	0	
			Students	0	
			Total	0	
	Milverton Public School, Perth East	27 Oct 2021	18 Nov 2021	Staff	1
			Students	16	
			Total	17	
	Northside Christian School, North Perth	25 Nov 2020	14 Dec 2020	Staff	1
		Students	0		
		Total	1		
St. Mary's Catholic School, North Perth	2 Dec 2020	17 Dec 2020	Staff	0	
		Students	4		
		Total	4		
Stratford & District Christian School, Str.	8 Oct 2021	22 Oct 2021	Staff	0	
		Students	2		
		Total	2		

Counts	Time Trends	Rates
Active Outbreaks	Past Outbreaks	Testing

You are viewing the [Testing](#) page. Use the buttons above to navigate to other pages.

Huron Perth Public Health COVID-19 Testing Data

NOTE: updated [weekly](#) on Wednesdays

Total number of Huron-Perth residents tested for COVID-19

183,774

If an individual is tested in more than one week, they will be counted once for each week they are tested in. This only applies to individuals that have never tested positive.

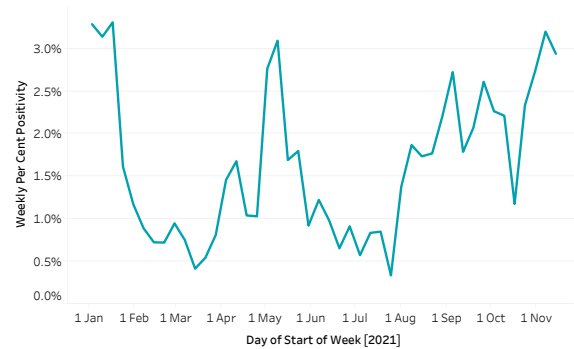
Use the sliding bar filter below to change the testing weeks you are looking at for the weekly per cent testing positive, and number tested each week.

Day of Start of Week

2 January, 2021 to 14 November, 2021

Weekly per cent of Huron-Perth residents testing positive

Adjust time frame using date range filter above



Number of Huron-Perth residents tested each week

Adjust time frame using date range filter above

Day of Start of Week	Day of End of Week	Number Tested
3 January, 2021	9 January, 2021	4,136
10 January, 2021	16 January, 2021	4,043
17 January, 2021	23 January, 2021	
24 January, 2021	30 January, 2021	3,346
31 January, 2021	6 February, 2021	3,411
7 February, 2021	13 February, 2021	3,370
14 February, 2021	20 February, 2021	2,894
21 February, 2021	27 February, 2021	3,323
28 February, 2021	6 March, 2021	
7 March, 2021	13 March, 2021	3,057
14 March, 2021	20 March, 2021	2,886
21 March, 2021	27 March, 2021	2,750
28 March, 2021	3 April, 2021	2,834
4 April, 2021	10 April, 2021	2,880
11 April, 2021	17 April, 2021	
18 April, 2021	24 April, 2021	2,689
25 April, 2021	1 May, 2021	2,522
2 May, 2021	8 May, 2021	2,567
9 May, 2021	15 May, 2021	2,553
16 May, 2021	22 May, 2021	2,541
23 May, 2021	29 May, 2021	
30 May, 2021	5 June, 2021	2,278
6 June, 2021	12 June, 2021	2,207
13 June, 2021	19 June, 2021	1,830
20 June, 2021	26 June, 2021	1,831
27 June, 2021	3 July, 2021	
4 July, 2021	10 July, 2021	1,742
11 July, 2021	17 July, 2021	1,674
18 July, 2021	24 July, 2021	1,058
25 July, 2021	31 July, 2021	891
1 August, 2021	7 August, 2021	1,089
8 August, 2021	14 August, 2021	
15 August, 2021	21 August, 2021	1,325
22 August, 2021	28 August, 2021	1,356
29 August, 2021	4 September, 2021	1,312
5 September, 2021	11 September, 2021	1,321
12 September, 2021	18 September, 2021	1,733
19 September, 2021	25 September, 2021	
26 September, 2021	2 October, 2021	1,800
3 October, 2021	9 October, 2021	1,898
10 October, 2021	16 October, 2021	1,582
17 October, 2021	23 October, 2021	1,615
24 October, 2021	30 October, 2021	1,499
31 October, 2021	6 November, 2021	
7 November, 2021	13 November, 2021	1,812
14 November, 2021	20 November, 2021	1,462

Source:

Data from the Ontario Laboratory Information System (OLIS). Analyzed and compiled by the Institute for Clinical and Evaluative Sciences.

How people are counted:

People are counted in the week that their test swab was taken. It takes time for each swab to be transported to the lab, processed, and results entered into the database. It can take up to six days for most (about 95%) of test results to be available for a testing date. Some tests take longer than six days to appear in the weekly total.

If someone tests positive, all future tests done on that individual are not counted in the weekly total.

For those that are testing negative.

- (1) If the same individual is tested more than once in the same week, they are counted once.
- (2) If the same individual is tested in more than one week, they will be counted once for each week they are tested in.

Limitations:

People tested for COVID-19 are assigned to Huron Perth Public Health based on postal code. The information on this page does not include any negative test results that were missing the postal code. People that live near the Huron-Perth borders could have been assigned to one of our neighbouring health units. Our counts may also include people who live in neighbouring health units.

Counts	Time Trends	Rates
Active Outbreaks	Past Outbreaks	Testing

You are viewing the [Other Outbreak Information](#) page. Use the buttons above to navigate to other pages.

When Huron Perth Public Health declares an outbreak in a community/private event or gathering, congregate living setting or workplace, we only disclose the name if contact tracing cannot be completed and we determine there may be a risk to the public.

Two terms are used on this page to describe the spread of COVID-19 within a group of people: outbreak and cluster. An outbreak refers to when we are able to confirm COVID-19 was spread between people in a single location. An outbreak can occur in a variety of locations including workplaces, long-term care homes, schools, churches, arenas, etc. Sometimes we cannot trace the spread of COVID-19 in a group of people to a single location. When COVID-19 spreads within a close knit community whose members go to the same church, workplaces, schools, and social gatherings it is hard to link the spread to a single location. When this happens we, say we have a cluster of cases.

Community outbreaks are declared when two or more individuals test positive and are associated with a gathering or social event within a community setting. For example: at a park, outdoor rink, religious service or social gathering at a private household. Unlicensed home day care is included here. Also reported are clusters of cases that are part of a small community but could not be linked to a single location. Community outbreaks would not include outbreaks at a school, long-term care home, retirement home, hospital, or licensed childcare centre. Those outbreaks are reported on separate outbreak pages.

Congregate living setting outbreaks includes range of facilities where people (most or all of whom are not related) live or stay overnight and use shared spaces (e.g., common sleeping areas, bathrooms, kitchens) including: shelters, group homes, correctional facilities, assisted living facilities.

Workplace outbreaks are declared when two or more employees test positive for COVID-19 with a link to the workplace (e.g. same work area or shift). Workplaces include a variety of businesses such as construction sites, food processing plants, fire stations, offices, manufacturing plants, paramedic stations, restaurants and retail shops. These outbreaks do not include congregate living settings or those associated with a gathering. Outbreaks in schools, long-term care homes, retirement homes, hospitals or licensed childcare centres are reported separately on other outbreaks pages.

Counts	Time Trends	Rates
Active Outbreaks	Past Outbreaks	Testing

You are viewing the [Info on VOCs and who is counted](#) page. Use the buttons above to navigate to other pages.

Variants of concern (VOC)

The laboratories are no longer doing genomic sequencing on all COVID-19 PCR tests to determine if a VOC is present. This does not change how Huron Perth Public Health works with individuals who test positive for COVID-19. All confirmed cases of COVID-19 are assumed to have a VOC.

Who gets counted on the Huron Perth Public Health (HPPH) website

Only confirmed COVID-19 cases (with or without a VOC) are reported on the HPPH website. This means there is laboratory confirmation that the person has COVID-19. Probable and possible cases are not included. Confirmed cases are counted depending on where the person is living when they are diagnosed with COVID-19 and quarantined. The HPPH website shows who has (or had) COVID-19 in Huron-Perth regardless of their permanent address; HPPH was (or is) responsible for case and contact management with these individuals. There are two exceptions to this description. First, confirmed cases who live outside Huron-Perth but work as staff at a Huron-Perth facility that has a COVID-19 outbreak are included in the staff count for the outbreak. Second, confirmed cases who live outside of Huron-Perth and are admitted or transferred to a Huron-Perth hospital are not reported on the HPPH website unless HPPH is asked to take responsibility for their case and contact management.

An Ontario resident who works at a Huron-Perth facility during a COVID-19 outbreak is counted as a confirmed case for that facility on the Outbreaks page, but is not counted as a confirmed case anywhere else on the HPPH website

A Huron-Perth resident living in Huron-Perth when diagnosed and quarantined is counted on the HPPH website as a confirmed case and is included in the provincial count for HPPH. If they are admitted to any hospital in Ontario, their hospitalization status is included on the HPPH website.

A Huron-Perth resident temporarily living outside Huron-Perth when diagnosed and quarantined is not counted on the HPPH website as a confirmed case but may be included in the provincial count for HPPH.

An Ontario resident temporarily living in Huron-Perth when diagnosed and quarantined is counted on the HPPH website as a confirmed case but may not be included in the provincial count for HPPH. They would be counted in the health unit where they normally live. If they are admitted to any hospital in Ontario, their hospitalization status is included on the HPPH website.

An individual who is not from Ontario but temporarily living in Huron-Perth when diagnosed and quarantined is counted on the HPPH website as a confirmed case but will not be included in the provincial count for HPPH. The provincial counts do not include out-of-province individuals. If they are admitted to any hospital in Ontario, their hospitalization status is included on the HPPH website.