

You are viewing the [Counts](#) page. Use the buttons above to navigate to other pages.

As of April 2022, data in the dashboard are updated mid-afternoon Monday, Wednesday and Friday. Data publishing may be impacted on holidays and will be noted on our webpage:

<https://www.hpph.ca/en/health-matters/covid-19-in-huron-and-perth.aspx>

This change is being implemented as we shift our COVID response into regular Public Health operations. At this time, COVID continues to circulate widely.

The "Change in previous day count" is no longer available. To see the number of new confirmed cases reported to Huron Perth Public Health every day, look at the "New confirmed cases by Reported Date" on the Time Trends page.

The number of healthcare worker hospitalizations and deaths can be found in the following tables (below): "Treated in hospital for COVID-19" and "All Huron Perth deaths by sector".

COVID-19 PCR testing is no longer available to the general population as of Dec 31, 2021. As rapid antigen tests have become widely available, the number of high risk individuals that choose to use a rapid antigen test instead of a PCR test may be increasing. Rapid test results are not reported to Huron Perth Public Health. This means that the number of people in Huron-Perth who actually have COVID-19 is much higher than what we are reporting.



For information on COVID-19 and wastewater in Stratford and Goderich, please click the image to the right to visit our Wastewater Surveillance dashboard on Tableau Public.

Current PCR testing guidelines mean we can no longer identify COVID-19 cases in Huron Perth by municipality or by age group.

There are some populations who are at higher risk of severe disease (resulting in hospitalization and/or death), including: advanced age, certain underlying health conditions, and congregate living. However, some people with no risk factors also have severe outcomes.

Huron Perth Public Health COVID-19 Summary updated on 3 August, 2022 with data from 10am same day.

Total Confirmed Cases Since Mar 2020	Total Confirmed HCWs since Mar 2020	Total Deaths Since Mar 2020
7,736	1,267	118

Active LTC Home Outbreaks	Active RH Outbreaks	Active Hospital Outbreaks	Active Congregate Living Outbreaks
2	2	1	3


All new cases are assumed to be variants of concern.

Info on who is counted

All Huron-Perth deaths by age group

Age	Deaths
0-39	2
40-59	7
60-79	47
80+	62
Grand Total	118

Treated in hospital for COVID-19



All Huron-Perth deaths by sector

Sector	Deaths
Community	44
Congregate living residents	0
Health care workers	0
Hospital patients	4
Long term care home residents	45
Retirement home residents	25
Grand Total	118

Active Cases Hospitalized reports the number of cases with active infection who are being treated for COVID-19 in hospital.
All Currently Hospitalized reports the number of cases currently hospitalized because of COVID-19 or complications of COVID-19 infection regardless of whether they are still infectious. In other words, this includes people who have finished their isolation period but are still being treated for COVID-19 complications.
Ever Hospitalized reports all cases ever hospitalized due to a COVID-19 infection. Note that some people who are hospitalized for other reasons may have also had a COVID-19 infection. We do not count those people as hospitalized but they still require more work for hospital staff providing care.
 NOTE: There may be Huron-Perth residents being treated for COVID-19 in a hospital outside of Huron-Perth that we are unaware of.

Community deaths includes anyone linked to a community or workplace outbreak

You are viewing the [Vaccine Status](#) page. Use the buttons above to navigate to other pages.

Huron Perth Public Health COVID-19 Summary updated on 3 August, 2022 with data from 10am same day.

Total Confirmed Cases Since Mar 2020	Total Confirmed HCWs since Mar 2020	Total Deaths Since Mar 2020
7,736	1,267	118

Active LTC Home Outbreaks	Active RH Outbreaks	Active Hospital Outbreaks	Active Congregate Living Outbreaks
2	2	1	3

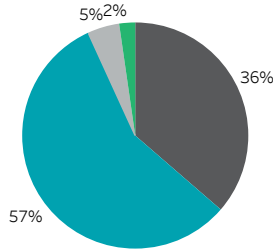
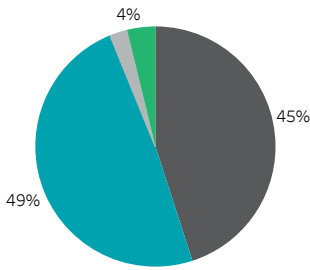
All new cases are assumed to be variants of concern.

Info on who is counted

It's important to keep in mind **base rates** when looking at data comparing vaccinated and unvaccinated cases in the ICU or hospital.

Since April 1, 2021, vaccination status of:

Those treated for COVID-19 in hospital Those who died because of COVID-19



Most long term care home and retirement home residents were fully vaccinated by April 1, 2021.

Vaccination Status of Confirmed Cases

- Breakthrough
- Not vaccinated
- Not yet protected from vaccination
- Partially vaccinated

Breakthrough is an infection occurring greater than 14 days after the second dose
Not yet protected from vaccination is an infection occurring less than or equal to 14 days after the second dose
Partially vaccinated is an infection occurring after the first dose
Not vaccinated is an unvaccinated individual

It's important to keep in mind **base rates** when looking at data comparing vaccinated and unvaccinated cases in the ICU or hospital. Over 80% of residents in Huron-Perth age 5 and up are vaccinated, so there are many more vaccinated people than unvaccinated in Huron-Perth. At first glance, it may look like vaccination is not protecting individuals from severe illness (e.g. hearing "50% of ICU patients are fully vaccinated"), when really the number of individuals in ICU who are fully vaccinated make up a **very small** proportion of the population that is fully vaccinated. Whereas, the unvaccinated are overrepresented in the ICU.

Those that are fully vaccinated are much more protected from severe illness than those who are unvaccinated; it's important to look at the whole story when interpreting data.

Check out this video from Eastern Ontario Health Unit that does a great job of explaining the data visually!



You are viewing the [Time Trends](#) page. Use the buttons above to navigate to other pages.

Access to PCR testing was limited to high risk individuals after Dec 31, 2021. This means that the trend data on this page only reflects COVID-19 activity among high risk individuals that chose to get a PCR test. As rapid antigen tests became more widely available, more high risk individuals may have only used a rapid antigen test. Rapid test results are not reported to Huron Perth Public Health. For information on COVID-19 and wastewater in Stratford and Goderich, please click the image to the right to visit our Wastewater Surveillance dashboard on Tableau Public.



Huron Perth Public Health COVID-19 Summary updated on 3 August, 2022 with data from 10am same day.

Total Confirmed Cases Since Mar 2020	Total Confirmed HCWs since Mar 2020	Total Deaths Since Mar 2020
7,736	1,267	118

Active LTC Home Outbreaks	Active RH Outbreaks	Active Hospital Outbreaks	Active Congregate Living Outbreaks
2	2	1	3

All new cases are assumed to be variants of concern.

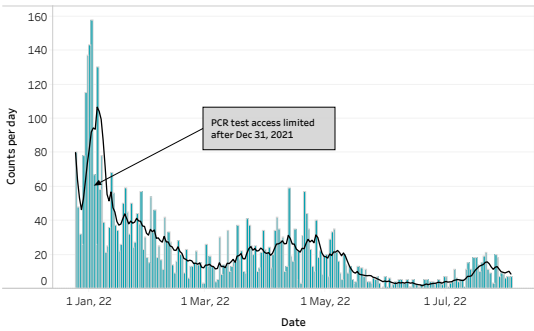
Info on who is counted

Date range for new confirmed cases
25 December, 2021 to 3 August, 2022

Reported Date Reported Date is the date new confirmed cases are reported to Huron Perth Public Health.
 Episode Date Episode Date is the symptom onset date for confirmed cases. For asymptomatic cases, the date the PCR swab is taken is used.

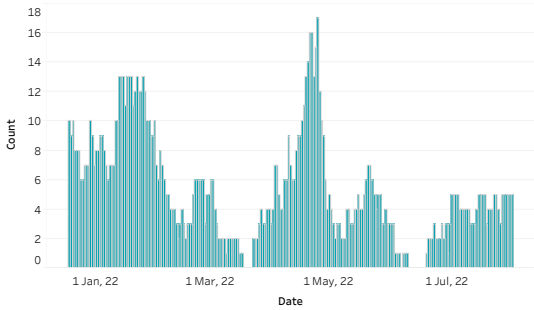
New confirmed cases by Reported Date

The black line shows the 7 day moving average for new confirmed case counts. After Dec 31, 2021, the trend is only for high risk individuals that chose to get a PCR test.



Date ranges for hospitalizations
18 December, 2021 to 3 August, 2022

Time trend for active confirmed cases being treated for COVID-19 in hospital

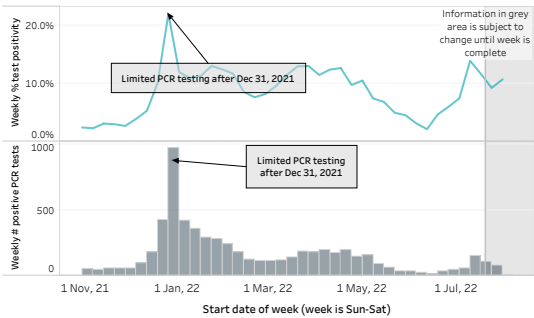


Select test positivity date range
29 October, 2021 to 31 July, 2022

Test positivity legend
 Weekly # positive PCR tests
 Weekly % test positivity

Test Positivity for Huron-Perth

This data does not match the per cent positivity data used prior to April 1, 2022. See below for limitations of this data. After Dec 31, 2021, the trend is only for high risk individuals that chose to get a PCR test.



Previously, COVID-19 PCR testing data was analyzed by ICES and provided to Ontario public health units. The ICES data are no longer available. The data displayed above is produced by the Ministry of Health Capacity Planning and Analytics Division (CPAD). The CPAD data reports the PCR test positivity (number of positive PCR tests in a week divided by the total number of PCR tests in a week). If a person has more than one PCR test in a 90 day period, every test is counted. In the ICES data, if a person tested positive, all PCR tests done within 90 days of testing positive were excluded from the weekly counts. This means we cannot report the percent of people that test positive. We can only report the percent of PCR tests that are positive. Also, the total number of positive PCR tests is higher than the total number of confirmed cases for Huron-Perth. There are two reasons for this, (1) because healthcare workers used to get multiple PCR tests when they were sick and (2) some of the positive PCR tests for people living in neighbouring health units are assigned to Huron Perth Public Health. Finally, the method used to determine which PCR tests are assigned to Huron-Perth based on the postal code has changed. The postal code assignment methods used by ICES and CPAD both cause inaccuracies in the data, just different inaccuracies. PCR tests that were assigned to a neighboring health unit in the ICES analysis may be assigned to Huron-Perth in the CPAD analysis.

You are viewing the [Active Outbreaks](#) page. Use the buttons above to navigate to other pages.

Huron Perth Public Health COVID-19 Summary updated on 3 August, 2022 with data from 10am same day.

Total Confirmed Cases Since Mar 2020	Total Confirmed HCWs since Mar 2020	Total Deaths Since Mar 2020	
7,736	1,267	118	
Active LTC Home Outbreaks	Active RH Outbreaks	Active Hospital Outbreaks	Active Congregate Living Outbreaks
2	2	1	3

All new cases are assumed to be variants of concern.

Info on who is counted

To see a list of past outbreaks that have been declared over, click on the image for the Closed Outbreak dashboard to the right.

Number of Past (Declared Over) Outbreaks in Huron-Perth

In the table below, you will see the cumulative total number of COVID-19 cases for each outbreak in a long-term care home (LTCH), retirement home (RH), and hospital. We are not reporting which cases are still sick or have recovered or died.

Huron-Perth outbreaks that are active (have not yet been declared over)

An outbreak is defined as two or more COVID-19 cases identified by PCR or rapid antigen testing with no obvious source of infection from outside the facility

Facility Type	Facility	Date Declared	Role	
Hospital	South Huron Hospital, South Huron	29 Jul 2022	Patients	6
			Staff	0
			Total	6
LTCH	Huronview, Huron East	19 Jul 2022	Residents	4
			Staff	0
			Total	4
	Ritz Lutheran Villa, West Perth	15 Jul 2022	Residents	19
			Staff	12
			Total	31
RH	Country Meadows, Perth East	2 Aug 2022	Residents	2
			Staff	0
			Total	2
	Livingstone Manor, North Perth	16 Jul 2022	Residents	6
			Staff	3
			Total	9

Note: As of Jan 14, 2022, HPPH is reporting individuals who are confirmed cases and those with just a positive rapid antigen test (RAT) in this table for long term care home, retirement home, and hospital outbreaks. Individuals who have tested positive on a RAT are assumed to have COVID-19 but are not confirmed cases (i.e. no positive PCR test) so they are not reported elsewhere on the dashboard. Individuals who are linked to a Huron-Perth outbreak but do not live in Huron-Perth are included in this table but not elsewhere on the HPPH dashboard.

Number of active congregat living outbreaks in Huron-Perth

3

Congregate living settings include a range of facilities where people (most or all of whom are not related) live or stay overnight and use shared spaces (e.g., common sleeping areas, bathrooms, kitchens) including: shelters, group homes, correctional facilities, assisted living facilities.

[Counts](#)[Vaccine Status](#)[Time Trends](#)[Active Outbreaks](#)

You are viewing the [Info on VOCs and who is counted](#) page. Use the buttons above to navigate to other pages.

As of Dec 31, 2021, only high risk individuals can access a PCR test. This means that we are only counting high risk individuals who test positive for COVID-19 with a PCR test. Examples of high risk individuals include health care workers and those living in congregate settings.

Who gets counted on the Huron Perth Public Health (HPPH) website

Only confirmed COVID-19 cases (with or without a VOC) are reported on the HPPH website. This means there is laboratory confirmation that the person has COVID-19. Probable and possible cases are not included. Confirmed cases are counted depending on where the person is living when they are diagnosed with COVID-19 and quarantined. The HPPH website shows who has (or had) COVID-19 in Huron-Perth regardless of their permanent address; HPPH was (or is) responsible for case and contact management with these individuals. There are two exceptions to this description. First, confirmed cases who live outside Huron-Perth but work as staff at a Huron-Perth facility that has a COVID-19 outbreak are included in the staff count for the outbreak. Second, confirmed cases who live outside of Huron-Perth and are admitted or transferred to a Huron-Perth hospital are not reported on the HPPH website unless HPPH is asked to take responsibility for their case and contact management.

An Ontario resident who works at a Huron-Perth facility during a COVID-19 outbreak is counted as a confirmed case for that facility on the Outbreaks page, but is not counted as a confirmed case anywhere else on the HPPH website

A Huron-Perth resident living in Huron-Perth when diagnosed and quarantined is counted on the HPPH website as a confirmed case and is included in the provincial count for HPPH. If they are admitted to any hospital in Ontario, their hospitalization status is included on the HPPH website.

A Huron-Perth resident temporarily living outside Huron-Perth when diagnosed and quarantined is not counted on the HPPH website as a confirmed case but may be included in the provincial count for HPPH.

An Ontario resident temporarily living in Huron-Perth when diagnosed and quarantined is counted on the HPPH website as a confirmed case but may not be included in the provincial count for HPPH. They would be counted in the health unit where they normally live. If they are admitted to any hospital in Ontario, their hospitalization status is included on the HPPH website.

An individual who is not from Ontario but temporarily living in Huron-Perth when diagnosed and quarantined is counted on the HPPH website as a confirmed case but will not be included in the provincial count for HPPH. The provincial counts do not include out-of-province individuals. If they are admitted to any hospital in Ontario, their hospitalization status is included on the HPPH website.

A confirmed cases who lives in Huron-Perth and is being treated in hospital for COVID-19 is counted as being hospitalized. If someone is in hospital for another reason, e.g. a car crash, and happens to have COVID-19 we do not count them as hospitalized. HPPH knows about Huron-Perth residents being treated at hospitals in Huron-Perth. We may not know about a Huron-Perth resident being treated for COVID-19 at a hospital outside of Huron-Perth.