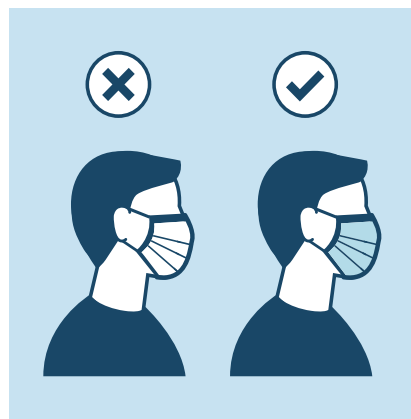




How to Wear a Surgical Mask



WASH YOUR HANDS BEFORE WEARING A MASK



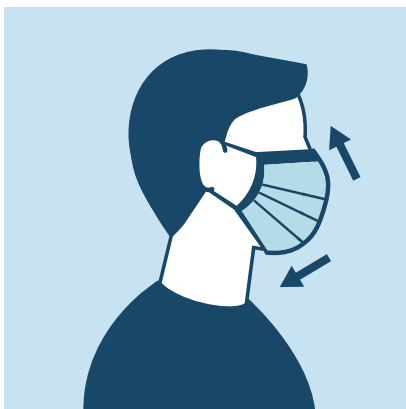
ENSURE THE COLOURED SIDE OF THE MASK FACES OUTWARDS



LOCATE THE METAL BAND AND PLACE IT ON THE NOSE BRIDGE




SECURE THE ELASTIC LOOPS OVER YOUR EARS




COVER MOUTH, NOSE AND CHIN FULLY, MAKING SURE THERE ARE NO GAPS



PRESS THE METAL BAND TO FIT THE SHAPE OF THE NOSE



REMOVE THE MASK FROM BEHIND BY ONLY HOLDING THE EAR LOOPS



DISPOSE THE MASK IN THE GARBAGE AND THEN WASH YOUR HANDS



SURGICAL MASK PLACED CORRECTLY



DO NOT TOUCH THE MASK WHILE WEARING IT, IF YOU DO WASH YOUR HANDS



REPLACE THE MASK IF IT GETS DAMP AND DO NOT REUSE IT